

Congregation Church-Wide Survey

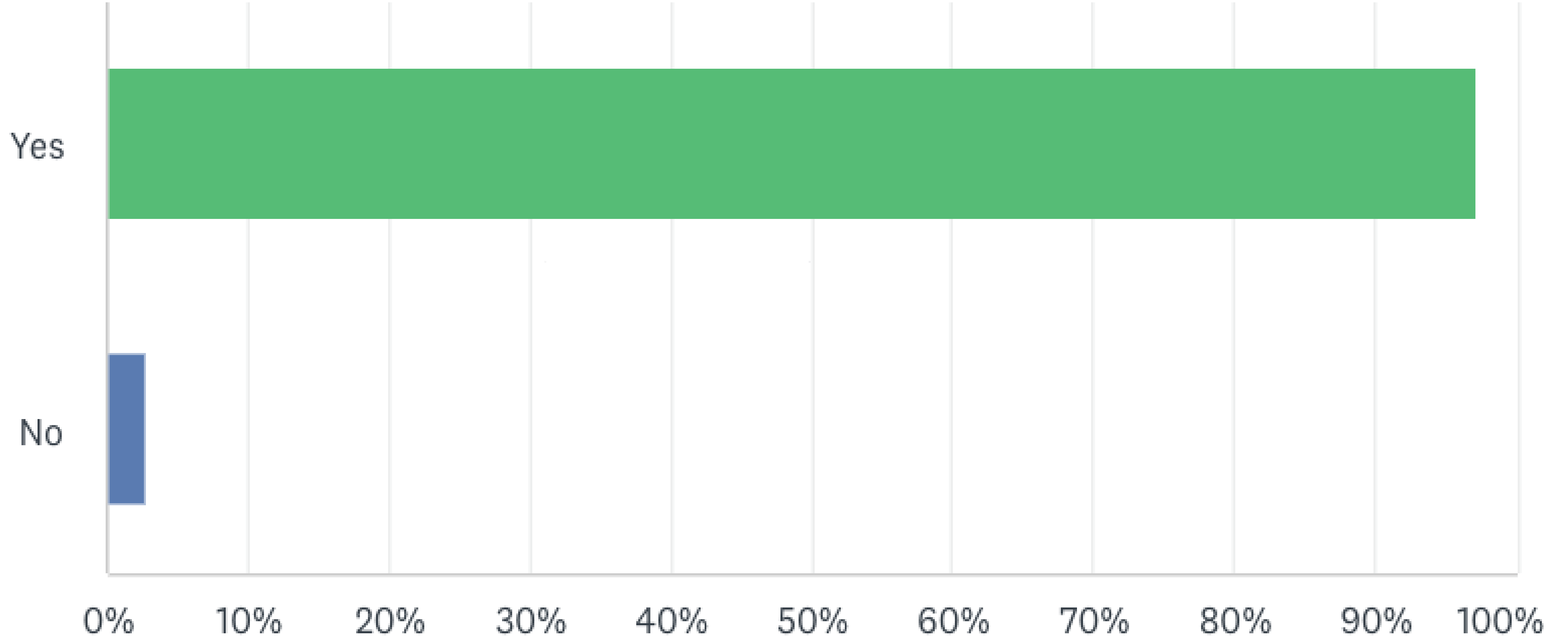
FUMC Albany

Survey at a Glance

- 296 Respondents: 238 Online and 58 Paper
- Following slides include results of each question in graph and table formats with additional table of results filtered by age
- The survey helps paint a picture of where our congregation stands on the discussion of affiliation and disaffiliation with the United Methodist Denomination. The survey helps inform but does not drive a decision by the Church Council
- The Church Council will use these survey responses along with other information from the Discernment Committee, Church members, and Church leadership to plan a path forward for First United Methodist Church Albany
- We approach these results with grace and love for fellow Church family members

Question 1

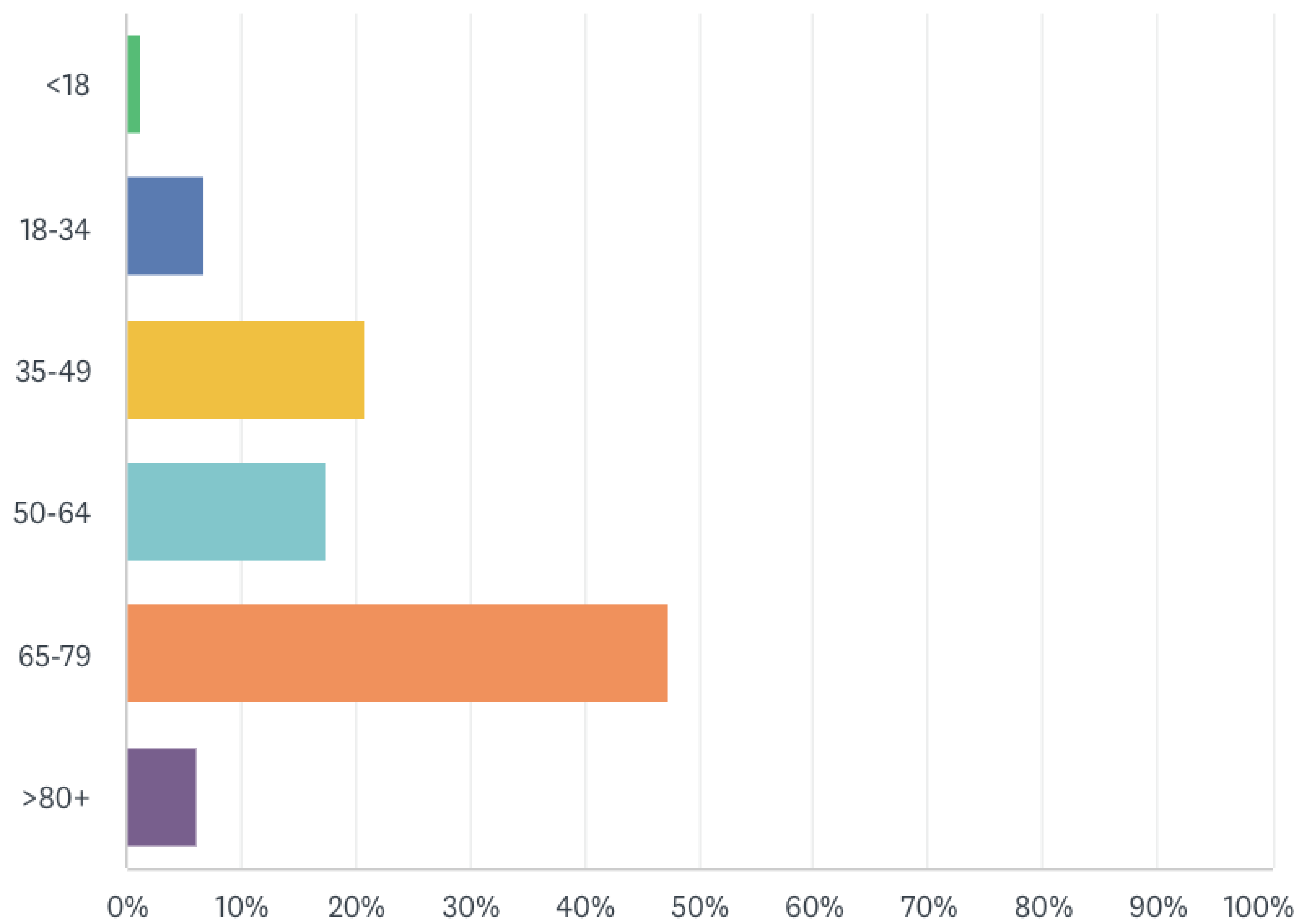
Are you a member of Albany First United Methodist Church?



ANSWER CHOICES ▼	RESPONSES ▼
▼ Yes	97.30% 288
▼ No	2.70% 8
TOTAL	296

Question 2

What is your age?



ANSWER CHOICES	RESPONSES
▼ <18	1.35% 4
▼ 18-34	6.76% 20
▼ 35-49	20.95% 62
▼ 50-64	17.57% 52
▼ 65-79	47.30% 140
▼ >80+	6.08% 18
TOTAL	296

Age Ranges

Survey Results

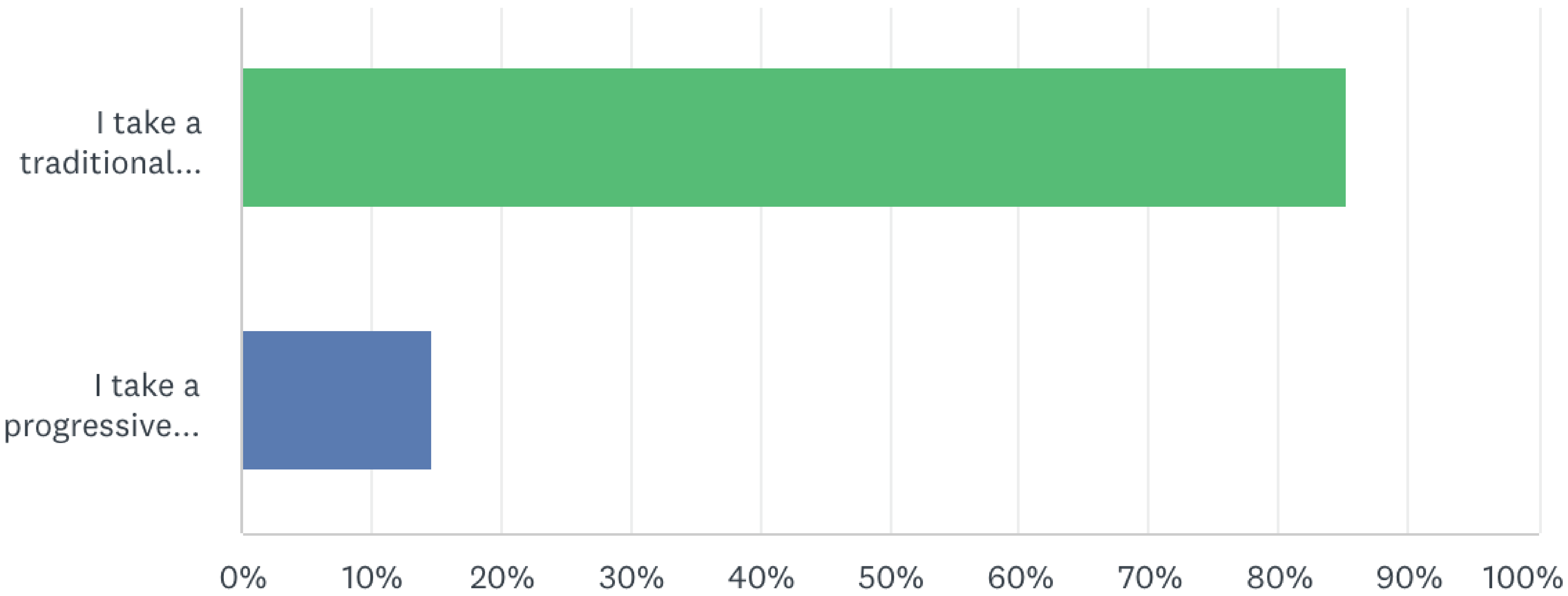
Membership by Age

Less than 18 years.....	1.35%.....	0.46%
18-34.....	6.76%.....	16.42%
35-49.....	20.95%.....	21.15%
50-64.....	17.57%.....	24.35%
65-79.....	47.30%.....	26.66%
Greater than 80 years.....	6.08%.....	0.07%

(1921 full member total with 106 giving no birthdates; Membership Total of 1815 was used)

Question 3

What is your view on the issue of same-sex marriage and ordination of self-avowed practicing homosexuals within the United Methodist Church?



ANSWER CHOICES ▼	RESPONSES ▼
▼ I take a traditional view of marriage and ordination of individuals practicing homosexuality and believe it should not be an accepted practice within the United Methodist Church	85.37% 251
▼ I take a progressive view of marriage and ordination of individuals practicing homosexuality and believe it should be an accepted practice within the United Methodist Church	14.63% 43
TOTAL	294

	I TAKE A TRADITIONAL VIEW OF MARRIAGE AND ORDINATION OF INDIVIDUALS PRACTICING HOMOSEXUALITY AND BELIEVE IT SHOULD NOT BE AN ACCEPTED PRACTICE WITHIN THE UNITED METHODIST CHURCH	I TAKE A PROGRESSIVE VIEW OF MARRIAGE AND ORDINATION OF INDIVIDUALS PRACTICING HOMOSEXUALITY AND BELIEVE IT SHOULD BE AN ACCEPTED PRACTICE WITHIN THE UNITED METHODIST CHURCH	TOTAL
Q2: <18	100.00% 4	0.00% 0	1.36% 4
Q2: 18-34	90.00% 18	10.00% 2	6.80% 20
Q2: 35-49	90.32% 56	9.68% 6	21.09% 62
Q2: 50-64	78.43% 40	21.57% 11	17.35% 51
Q2: 65-79	84.17% 117	15.83% 22	47.28% 139
Q2: >80+	88.89% 16	11.11% 2	6.12% 18
Total Respondents	251	43	294

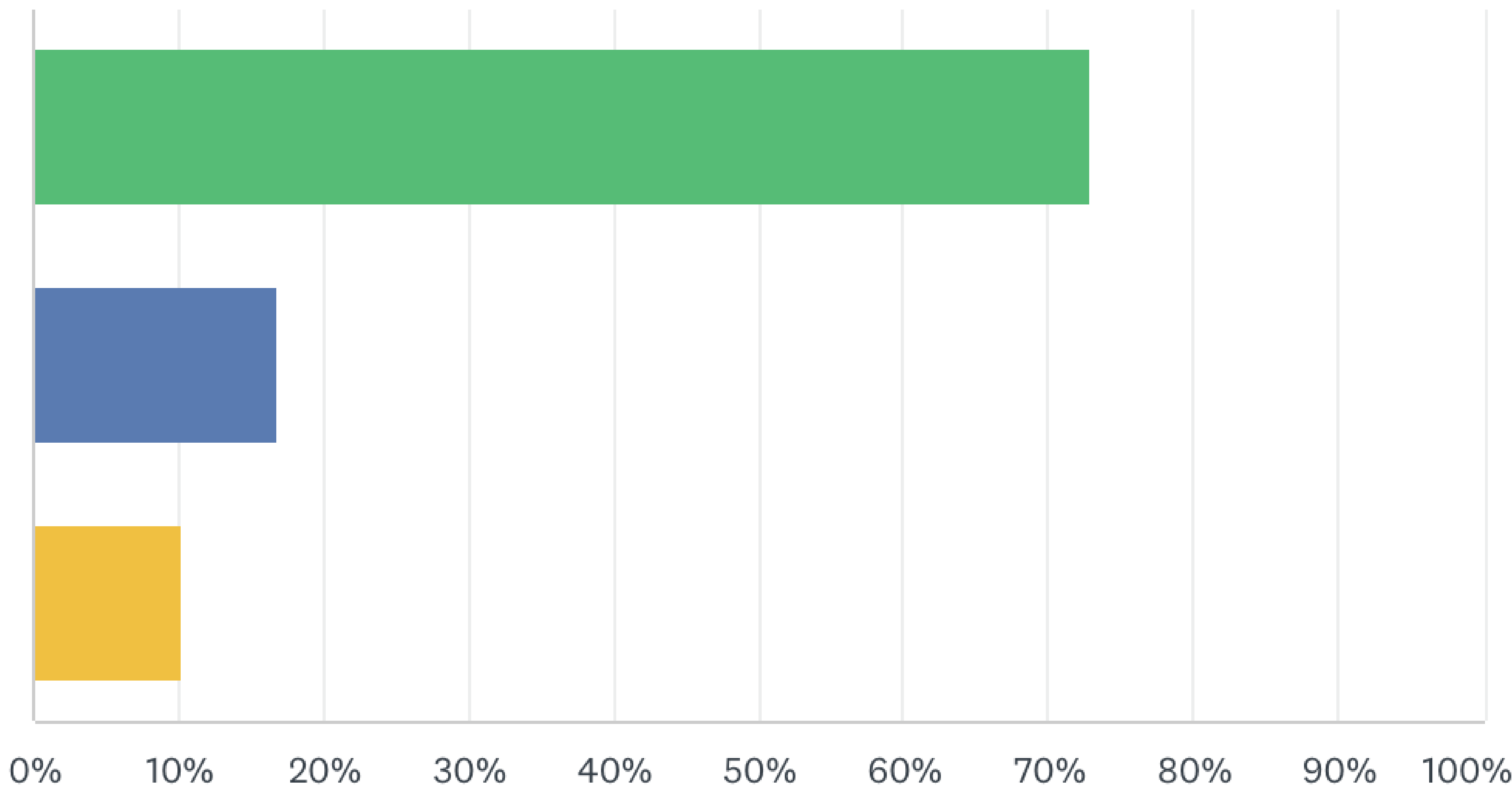
Question 4

If you take a traditional view of same-sex marriage and ordination of self-avowed practicing homosexuals within the United Methodist Church, which of the following statements would represent you?

I would not accept this...

I could tolerate thi...

Not-Applicable

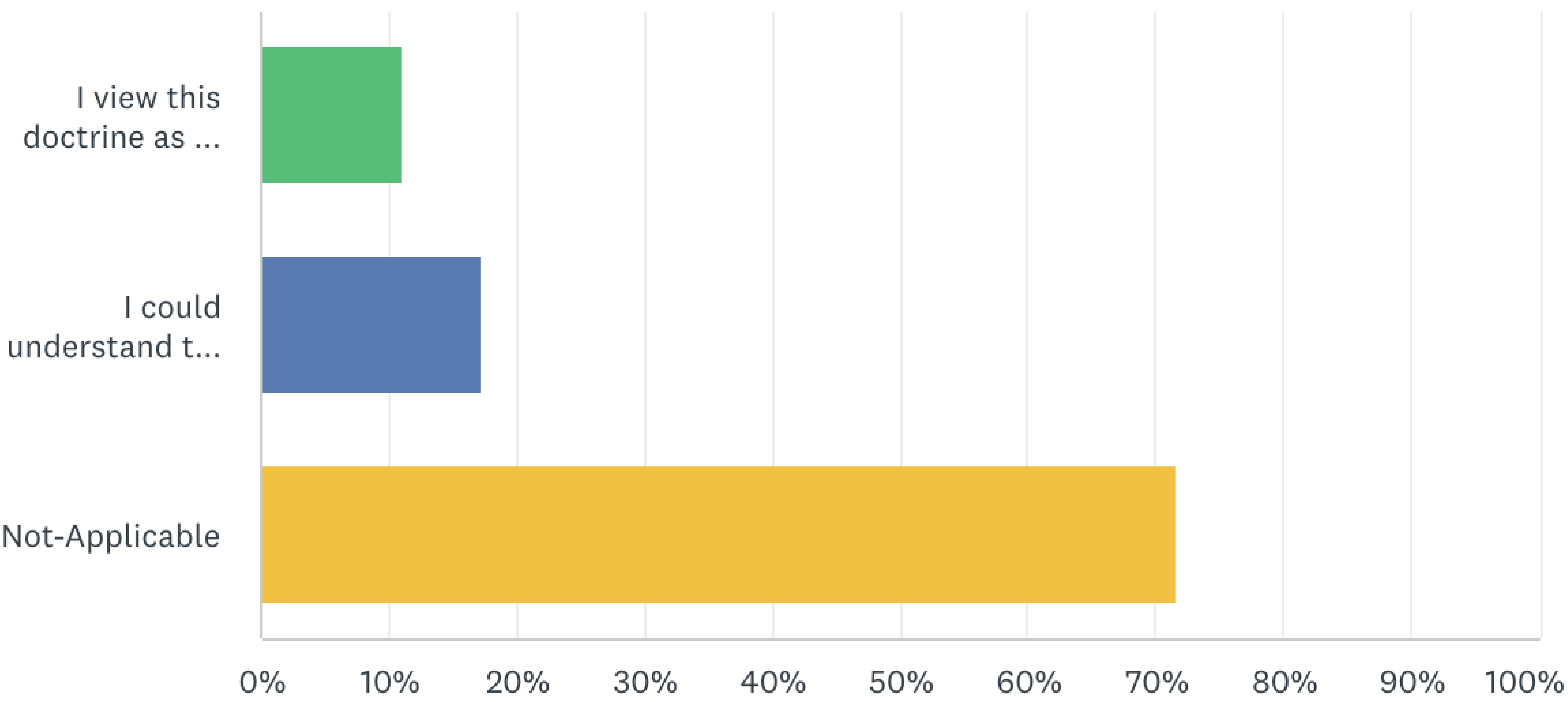


ANSWER CHOICES ▼	RESPONSES ▼	
▼ I would not accept this doctrine as being part of my Church	72.98%	208
▼ I could tolerate this doctrine as being part of my Church	16.84%	48
▼ Not-Applicable	10.18%	29
TOTAL	285	

	I WOULD NOT ACCEPT THIS DOCTRINE AS BEING PART OF MY CHURCH	I COULD TOLERATE THIS DOCTRINE AS BEING PART OF MY CHURCH	NOT-APPLICABLE	TOTAL
Q2: <18	50.00% 2	50.00% 2	0.00% 0	1.40% 4
Q2: 18-34	75.00% 15	15.00% 3	10.00% 2	7.02% 20
Q2: 35-49	77.05% 47	14.75% 9	8.20% 5	21.40% 61
Q2: 50-64	66.67% 32	18.75% 9	14.58% 7	16.84% 48
Q2: 65-79	74.07% 100	17.04% 23	8.89% 12	47.37% 135
Q2: >80+	70.59% 12	11.76% 2	17.65% 3	5.96% 17
Total Respondents	208	48	29	285

Question 5

If you take a progressive view of same-sex marriage and ordination of self-avowed practicing homosexuals within the United Methodist Church, which of the following statements would represent you?



I view this doctrine as ...

I could understand t...

Not-Applicable

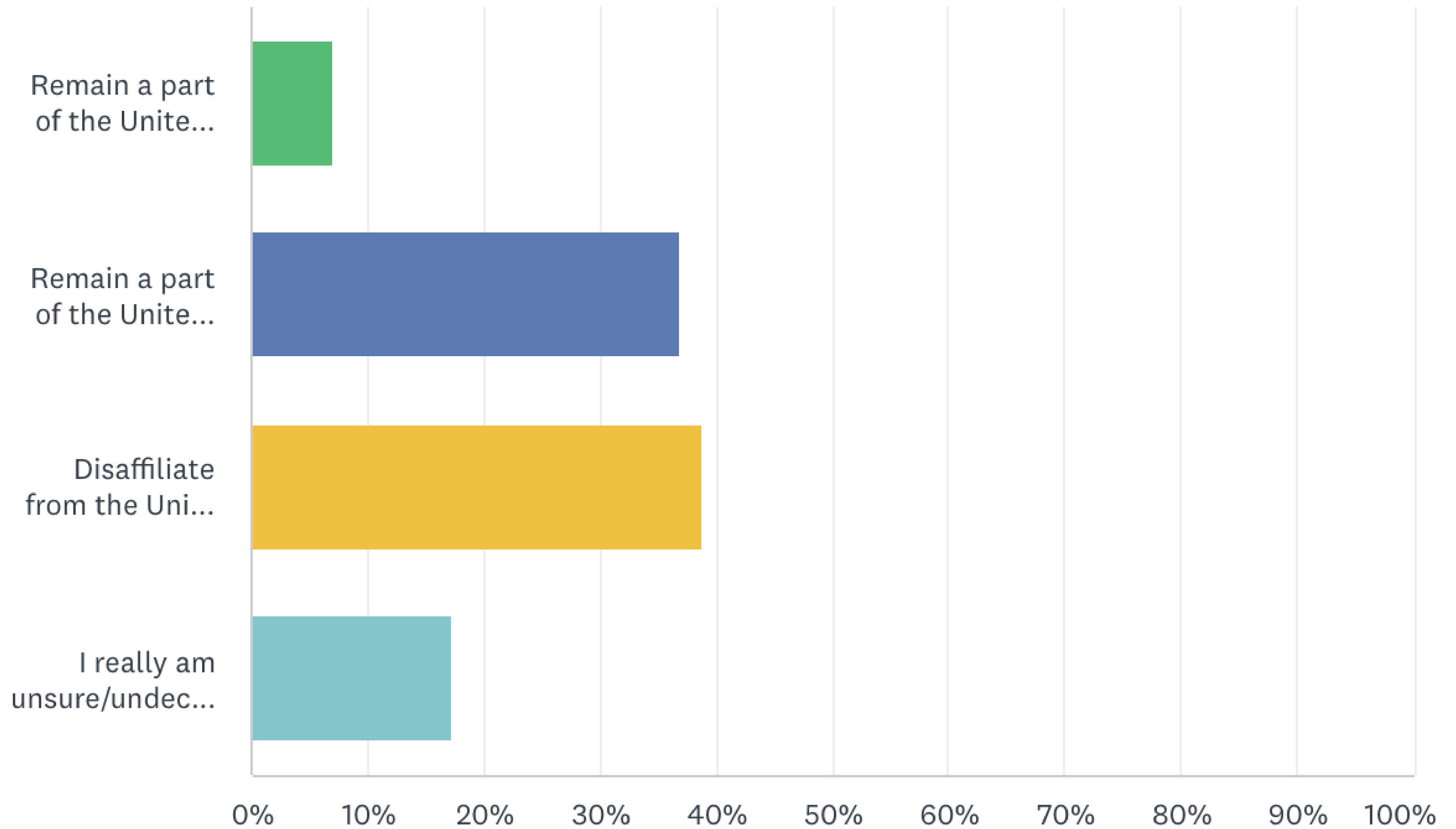
0% 10% 20% 30% 40% 50% 60% 70% 80% 90% 100%

ANSWER CHOICES ▼	RESPONSES ▼
▼ I view this doctrine as a necessary part of my Church	11.11% 29
▼ I could understand this doctrine not being a part of my Church	17.24% 45
▼ Not-Applicable	71.65% 187
TOTAL	261

	I VIEW THIS DOCTRINE AS A NECESSARY PART OF MY CHURCH	I COULD UNDERSTAND THIS DOCTRINE NOT BEING A PART OF MY CHURCH	NOT-APPLICABLE	TOTAL
Q2: <18	50.00% 2	0.00% 0	50.00% 2	1.53% 4
Q2: 18-34	5.00% 1	5.00% 1	90.00% 18	7.66% 20
Q2: 35-49	7.02% 4	10.53% 6	82.46% 47	21.84% 57
Q2: 50-64	13.33% 6	15.56% 7	71.11% 32	17.24% 45
Q2: 65-79	11.76% 14	23.53% 28	64.71% 77	45.59% 119
Q2: >80+	12.50% 2	18.75% 3	68.75% 11	6.13% 16
Total Respondents	29	45	187	261

Question 6

Currently there is an option for an individual United Methodist Church to disaffiliate from the United Methodist denomination prior to the scheduled General Conference in 2024 and the potential to depart from the denomination after the General Conference in 2024. The General Conference in 2024 is expected to address multiple legislative proposals with regards to same-sex marriage and ordination of self-avowed practicing homosexuals within the United Methodist Church. Based on your current level of information, what would be your preferred path forward for our Church?

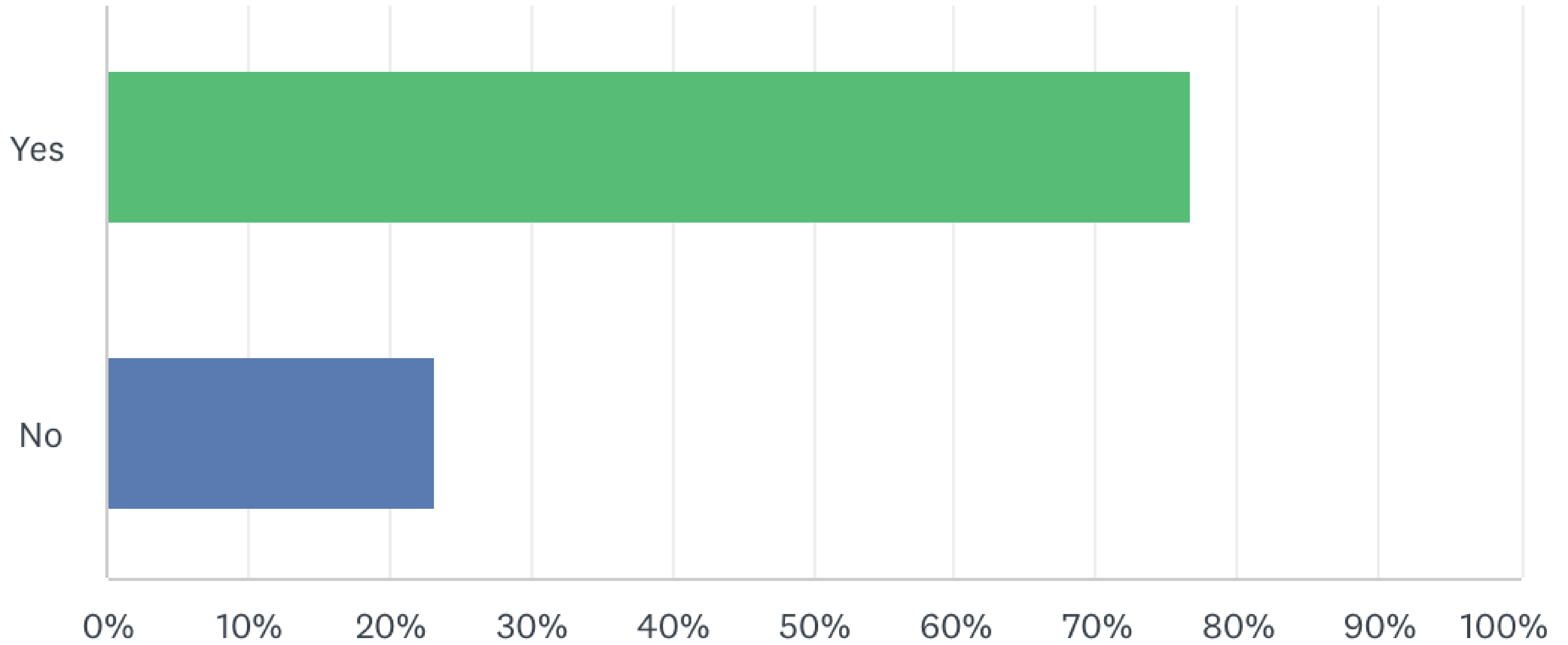


ANSWER CHOICES ▼	RESPONSES ▼	
▼ Remain a part of the United Methodist Church denomination regardless of the outcome of the General Conference in 2024	7.09%	21
▼ Remain a part of the United Methodist Church denomination and re-evaluate as able after the General Conference in 2024	36.82%	109
▼ Disaffiliate from the United Methodist Church denomination prior to the General Conference in 2024	38.85%	115
▼ I really am unsure/undecided	17.23%	51
TOTAL	296	

	REMAIN A PART OF THE UNITED METHODIST CHURCH DENOMINATION REGARDLESS OF THE OUTCOME OF THE GENERAL CONFERENCE IN 2024	REMAIN A PART OF THE UNITED METHODIST CHURCH DENOMINATION AND RE-EVALUATE AS ABLE AFTER THE GENERAL CONFERENCE IN 2024	DISAFFILIATE FROM THE UNITED METHODIST CHURCH DENOMINATION PRIOR TO THE GENERAL CONFERENCE IN 2024	I REALLY AM UNSURE/UNDECIDED	TOTAL
Q2: <18	0.00% 0	0.00% 0	50.00% 2	50.00% 2	1.35% 4
Q2: 18-34	0.00% 0	55.00% 11	25.00% 5	20.00% 4	6.76% 20
Q2: 35-49	3.23% 2	41.94% 26	38.71% 24	16.13% 10	20.95% 62
Q2: 50-64	11.54% 6	40.38% 21	26.92% 14	21.15% 11	17.57% 52
Q2: 65-79	7.86% 11	29.29% 41	47.14% 66	15.71% 22	47.30% 140
Q2: >80+	11.11% 2	55.56% 10	22.22% 4	11.11% 2	6.08% 18
Total Respondents	21	109	115	51	296

Question 7

Did you attend an in-person informational session or view digital material as provided by the Discernment Committee of First United Methodist Church?



ANSWER CHOICES**RESPONSES**

▼ Yes

76.69%

227

▼ No

23.31%

69

TOTAL**296**